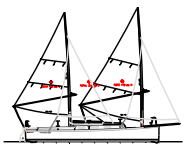
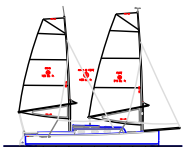


ALTERNATIVE SAIL PLANS



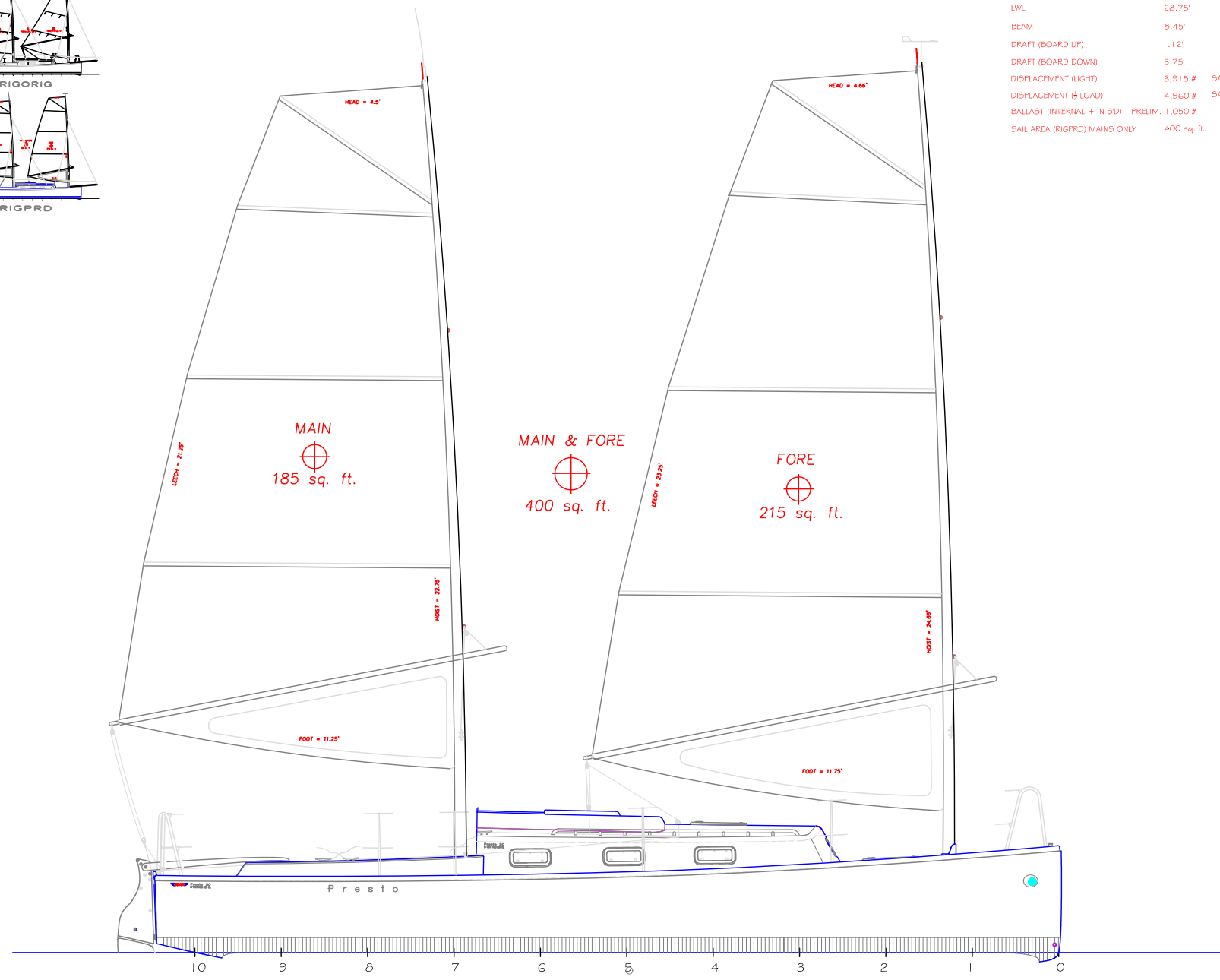
RIGORIG



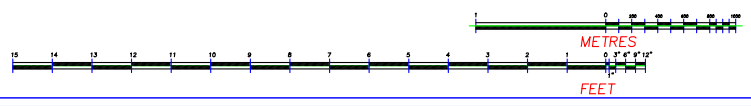
RIGPRD

CHARACTERISTICS

LOA	30.0'	
LWL	28.75'	
BEAM	8.45'	
DRAFT (BOARD UP)	1.12'	
DRAFT (BOARD DOWN)	5.75'	
DISPLACEMENT (LIGHT)	3,915 #	SA/DISP=26
DISPLACEMENT (½ LOAD)	4,960 #	SA/DISP=20.53
BALLAST (INTERNAL + IN B'D)	PRELIM. 1,050 #	
SAIL AREA (RIGPRD) MAINS ONLY	400 sq. ft.	



Presto 30



Presto Boats

With thanks to Ralph Munroe and Arthur Ransome for their inspiration amongst others

RODGER MARTIN DESIGN

PRESTO 30' SHARPIE
UNION RIVER BOAT CO
SAIL PLAN

SCALE: 1/2"=10' ON 24x36 DATE: 22DEC08
DRAWN BY: R.M. DRG #124-PB

www.rodgermartindesign.com

CONFIDENTIAL PROPERTY OF RODGER MARTIN YACHT DESIGN
THIS DRAWING MUST NOT BE REPRODUCED OR USED FOR ANY PURPOSE WITHOUT THE DESIGNER'S WRITTEN CONSENT.